



MAO-A Polyclonal Antibody

Catalog No	YP-Ab-02667
Isotype	IgG
Reactivity	Human;Mouse;Rat
Applications	WB;IHC;IF;ELISA
Gene Name	MAOA
Protein Name	Amine oxidase [flavin-containing] A
Immunogen	The antiserum was produced against synthesized peptide derived from human MAO-A. AA range:298-347
Specificity	MAO-A Polyclonal Antibody detects endogenous levels of MAO-A protein.
Formulation	Liquid in PBS containing 50% glycerol, 0.5% BSA and 0.02% sodium azide.
Source	Polyclonal, Rabbit,IgG
Purification	The antibody was affinity-purified from rabbit antiserum by affinity-chromatography using epitope-specific immunogen.
Dilution	WB: 1/500 - 1/2000. IHC: 1/100 - 1/300. ELISA: 1/20000.. IF 1:50-200
Concentration	1 mg/ml
Purity	≥90%
Storage Stability	-20°C/1 year
Synonyms	MAOA; Amine oxidase [flavin-containing] A; Monoamine oxidase type A; MAO-A
Observed Band	61kD
Cell Pathway	Mitochondrion outer membrane ; Single-pass type IV membrane protein ; Cytoplasmic side .
Tissue Specificity	Heart, liver, duodenum, blood vessels and kidney.
Function	catalytic activity:RCH(2)NHR' + H(2)O + O(2) = RCHO + R'NH(2) + H(2)O(2).,cofactor:FAD.,disease:Defects in MAOA are the cause of Brunner syndrome (BRUNS) [MIM:300615]. Brunner syndrome is a form of X-linked non-dysmorphic mild mental retardation. Male patients are affected by a syndrome of borderline mental retardation and exhibit abnormal behavior, including disturbed regulation of impulsive aggression. Obligate female carriers have normal intelligence and behavior.,function:Catalyzes the oxidative deamination of biogenic and xenobiotic amines and has important functions in the metabolism of neuroactive and vasoactive amines in the central nervous system and peripheral tissues. MAOA preferentially oxidizes biogenic amines such as 5-hydroxytryptamine (5-HT), norepinephrine and epinephrine.,mass spectrometry: PubMed:11812236,online information:Monoamine oxidase entry,similarity:Belongs to



Background

This gene is one of two neighboring gene family members that encode mitochondrial enzymes which catalyze the oxidative deamination of amines, such as dopamine, norepinephrine, and serotonin. Mutation of this gene results in Brunner syndrome. This gene has also been associated with a variety of other psychiatric disorders, including antisocial behavior. Alternatively spliced transcript variants encoding multiple isoforms have been observed. [provided by RefSeq, Jul 2012],

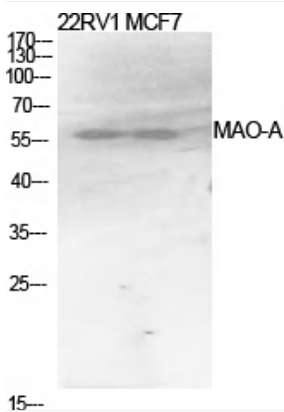
matters needing attention

Avoid repeated freezing and thawing!

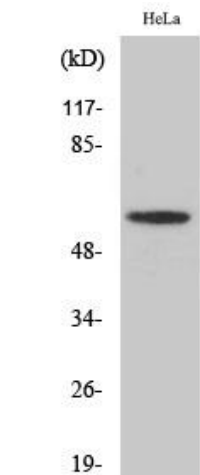
Usage suggestions

This product can be used in immunological reaction related experiments. For more information, please consult technical personnel.

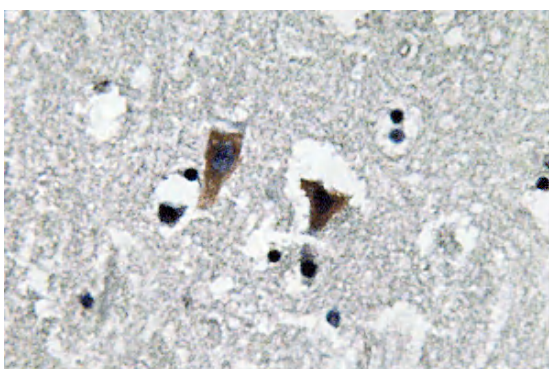
Products Images



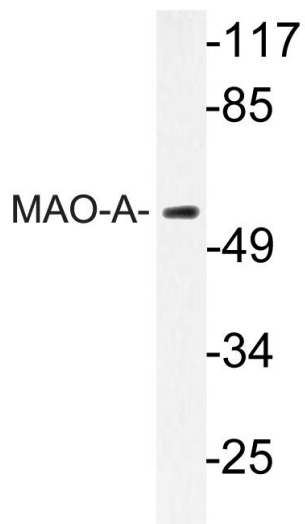
Western Blot analysis of various cells using MAO-A Polyclonal Antibody diluted at 1:1000



Western Blot analysis of HeLa cells using MAO-A Polyclonal Antibody diluted at 1:1000



Immunohistochemistry analysis of MAO-A antibody in paraffin-embedded human brain tissue.



Western blot analysis of lysate from HeLa cells, using MAO-A antibody.